# uitbreidings-
# bundel
# (uitdaging)

"voor wie wie"



## Het tekendictee

1 Uit de gieter komen waterdruppels, teken onder deze druppels 3 bloemen.

2 kleur de middelste bloem rood.

3 kleur de eerste bloem geel.

4 Teken aan de rechterkant van het meisje een grote, bruine boom met 6 takken,

5 In de boom, op een tak, zit een nest.

6 In het nest zitten twee vogels.

7 Onder de boom zit een vogel die een worm uit de grond pikt.

8. Aan de linkerkant van het meisje schijnt een gele zon.

Kleur steeds evenveel als op het eerste plaatje.

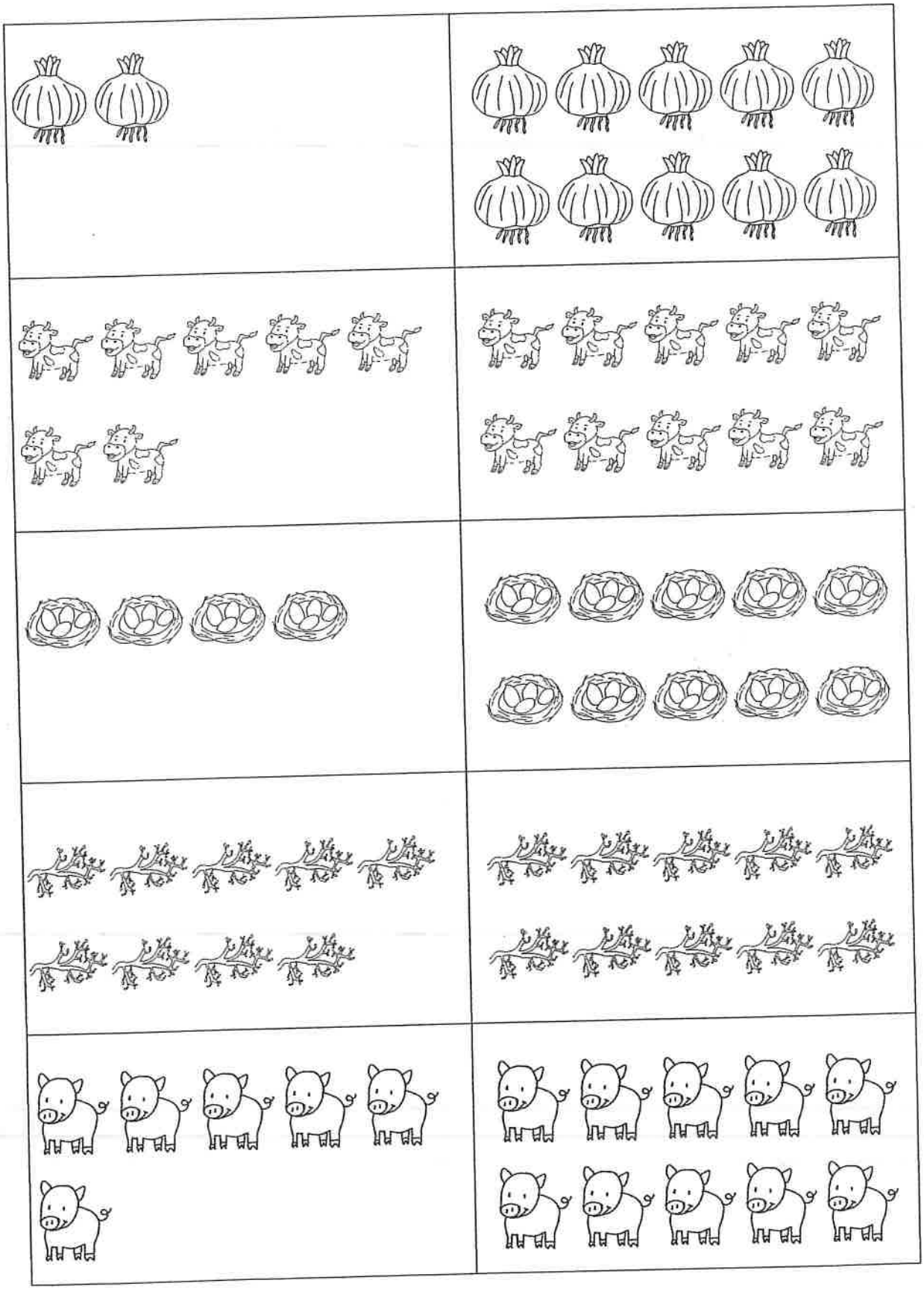

Omcirkel steeds de breedste met groen en de smalste met roze.



Teken 1 minder.

| | |
|---|---|
| |  |
| |  |
| | 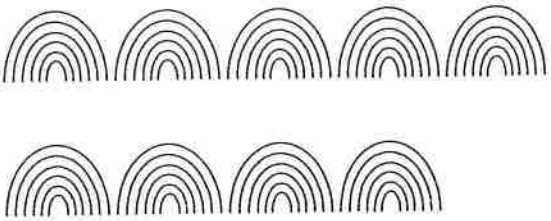 |
| |  |
| | |

**Zorg er voor dat de lieveheersbeestjes de stippen eerlijk verdelen!**

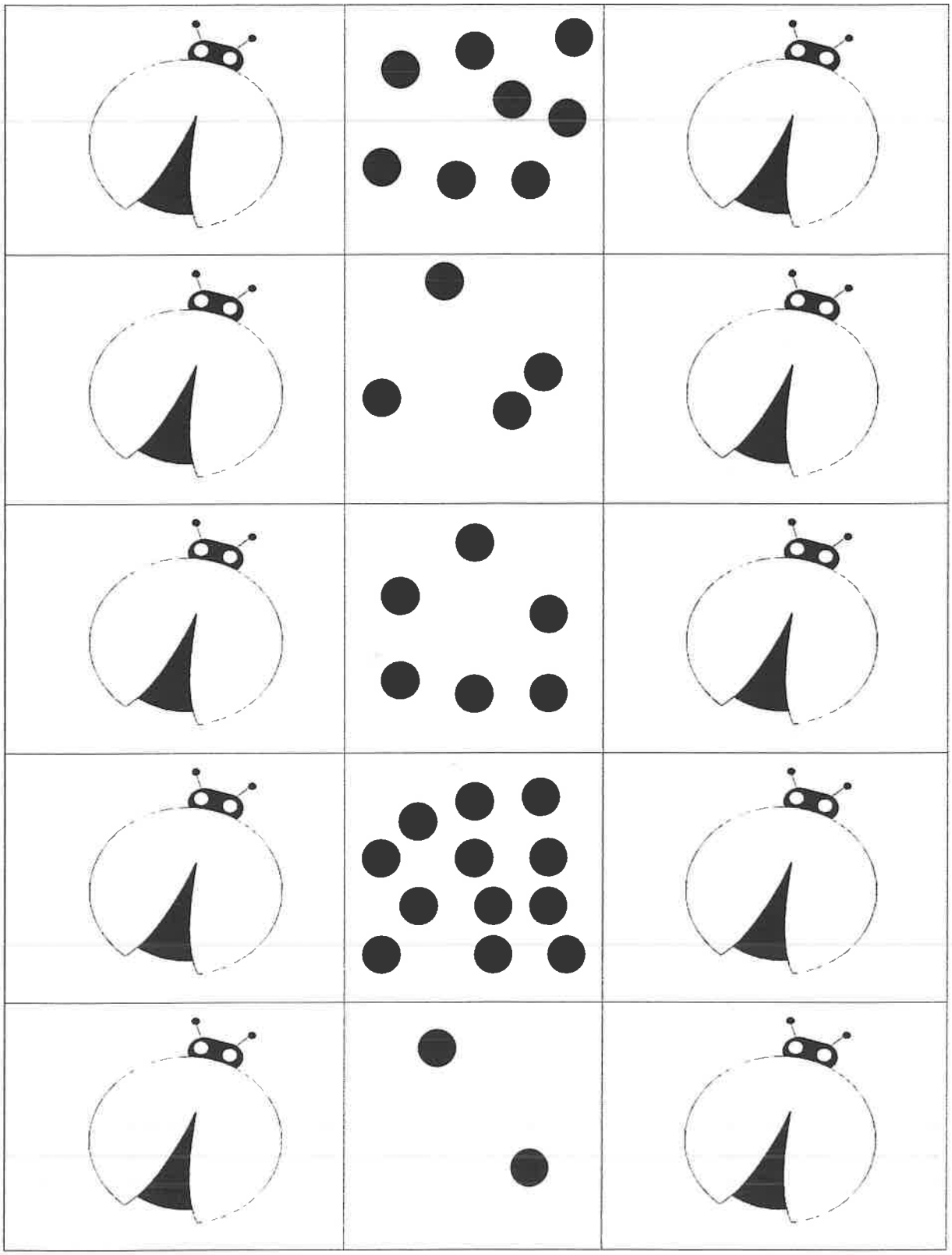

Kleur de **eerste** letter van het woord geel en de **laatste** letter roze.

| | | |
|---|---|---|
|  | bloem | b t i m<br>y h l a |
| | lam | o p m i<br>z l f x |
| | narcis | h k s g<br>n r b j |
|  | vogel | k v h o<br>d t q l |
| | tulp | z w j t<br>b p v n |
| | nest | r v t n<br>m t p l |
| 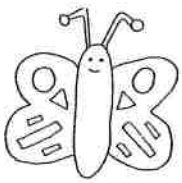 | vlinder | v o h e<br>z c n r |

Zet een cirkel om de letters en schrijf het woord op.

| | | |
|---|---|---|
| kip  | k d o<br>n p f<br>i d b | . . . |
| lam  | p j m<br>n h t<br>g a l | . . . |
| tulp | b a t<br>u o n<br>t l p | . . . . |
| nest  | e o t<br>k n v<br>s p c | . . . . |
| kalf  | h w k<br>a o f<br>r l m | . . . . |

Omcirkel de **laatste** letter van het woord.

| | | |
|---|---|---|
| | vlinder | w r t v l o |
| | lam | l m r q d u |
| | haan | e k l n e b |
| | kip | g l d a p b |
|  | narcis | s p z r w o |
|  | big | o i w g l m |
| | tak | m n r a p q |
| | nest | a p n t u r |

Stempel of schrijf de woorden.

| | |
|---|---|
|  bij | |
| nest | |
|  krokus | |
| lam | |
|  kuiken | |

Omcirkel de letter die je **vooraan** hoort.

| | |
|---|---|
|  | v b g r h |
|  | m r v o t |
|  | t p k m r |
| 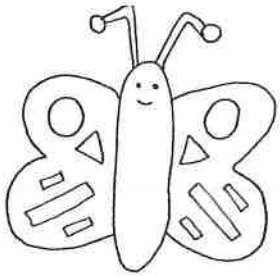 | t v g w j |
|  | w s u t n |




Zoek de potloden die een P hebben en kleur deze paars.
Zoek de potloden die geen P hebben en kleur deze geel.
Maak nu je tekening verder af



Zoek de potloden die een P hebben en kleur deze paars.
Zoek de potloden die een p hebben en kleur deze geel.
Maak nu je tekening verder af






Kan jij de p mooi maken?



Neem een dobbelsteen en gooi hier mee.
Kijk goed en ga opzoek naar de afbeelding met hetzelfde aantal ogen dat je gooïde. Kleur deze afbeelding in. Lukt het je om alle afbeeldingen te gooien en te kleuren?
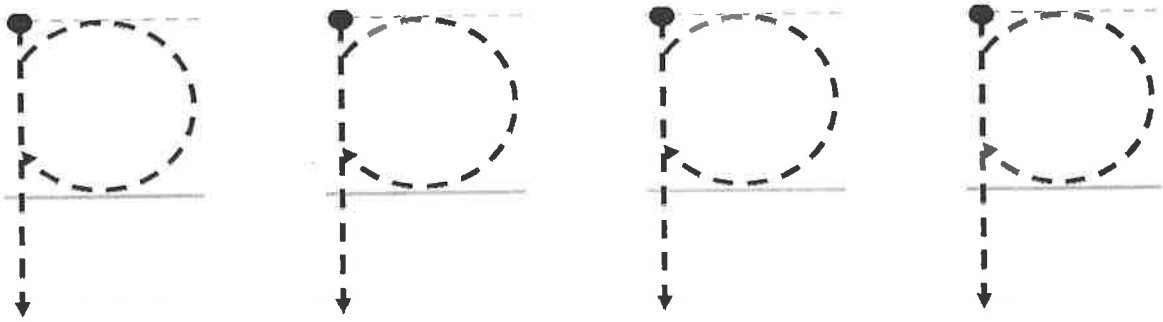
Kan jij de p schrijven?